



VELA  
office programs



Industria Mobili per Ufficio  
Viale delle Industrie, 5  
45100 Rovigo - Italy  
Tel. 0425 470 511

Comm.le Italia  
Tel. 0425 470 502  
Tel. 0425 470 561  
Fax 0425 474 636

Export Dept.  
Ph: 0039 0425 470 523  
Ph: 0039 0425 470 525  
Fax 0039 0425 470 515  
e-mail: info@meco-office.com

GRUPPO DOIMO

[www.meco-office.com](http://www.meco-office.com)



# VELA

---

office programs

## DESIGNER R. & S. Meco

Il programma di scrivanie VELA nasce per offrire al cliente un nuovo tipo di soluzione alle continue evoluzioni delle esigenze di un ufficio moderno, esso propone nuovi concetti nel modo di costruire l'ambiente di lavoro e questo grazie a numerose tipologie di piani e strutture creati per coprire le richieste che si possono presentare all'utilizzatore.

Thanks to great number of shapes in work surfaces, VELA offers new solutions to create and satisfy the needs for a dynamic and modern office.\_Le programme de bureaux VELA nait pour offrir au client un tipe nouveau de solutions aux évolutions continues des nécessités du bureau moderne. Le programme propose des concepts nouveaux de la manière d'ameubler le milieu de travail, grime à plusieurs types de plateaux et de structures, créés pour satisfaire toutes les nécessités possibles de l'usager.



# index

strutture_structures	06
gamba pannellata portante_panel leg	16
accessori_accessories	24
piani_plans	32
finiture/strutture_finishes/structures	40
misure_dimensions	48





## STRUTTURE

Le strutture portanti dei sistema si possono dividere in due categorie:

- scrivanie con due gambe e una trave; la gamba è composta da un montante in profilato di acciaio ed elementi in lamiera stampata di elevato spessore che compongono il piede e le mensole reggipiano; l'altezza è variabile da 680 a 760 mm, la gamba è dotata di piedini livellatori. Le travi portacavi sono in lamiera di acciaio sagomata, in due lunghezze base per coprire tutte le misure dei piani scrivania;
- composizioni di pannelli portanti in metallo aggregabili in postazioni di lavoro singole o multiple. I pannelli portanti sono costituiti da un sandwich di lamiera di acciaio con rinforzi all'interno, predisposti per l'unione in continuità tra loro tramite agganci in lamiera zincata. I pannelli sono dotati di piedini livellatori. Ai pannelli portanti vengono vincolate le staffe di sostegno dei piani di lavoro tramite un cursore che ne permette lo spostamento orizzontale con passi di 50 mm e la regolazione in altezza da 680 a 760 mm. Le strutture metalliche sono verniciate con polveri epossipoliestere polimerizzate in colore argento, bianco e antracite. Le dimensioni della gamba sono: 599x635x78 mm.

STRUCTURE: We developed two kinds of structures. They can be joined together or used separately. So we can offer: traditional desk with two legs and beam; single or joined workstations equipped with metal panels. The legs of the system is made of steel with plate elements, the height is adjustable from 680 till 760 mm. and can be moved in height also when the desk is already assembled. Under the legs a little button for adjustment is foreseen. The cablewire management is made from moulded steel. There are two different measurements meant to fit under all worktops with the exception, these tops do have their own beam solutions depending of the use. The beam allows wire management for electricity and computer. The supporting chest of drawers are made from moulded steel available with 2 or 3 drawers. Being is esthetical harmony with the legs, they can be moved in height between 720 and 760 mm. A horizontal axle allow an assembling in order to use the element in various ways. The two drawers unit is foreseen to store DIN A4 hanging files. The metal cylindrical leg has a height adjustable assemble accessory enabling to adjust height between 680 and 760 mm. Also for this element the desk composition can remain assembled when height shall be changed later. The supporting panels are made from "sandwich" steel and are strengthened inside. Equipped for the use of adjustable feet's, and the connection to each other, they are a master piece of zinc metal. On the panels, special supports allow the assembling of different tops and shelves, each time with steps of 50 mm. and adjustable in height between 680 and 760 mm. The technical element is fundamental for the supporting panels, also made from moulded steel. They allow the wire management for each workplace, also special lamps can be fitted on the panels.\_STRUCTURES: Les structures portantes du système peuvent se diviser en deux catégories, qui, toutefois, se complètent parfaitement et peuvent être utilisées sans solution de continuité: bureaux de type traditionnel (deux pieds et une poutre); compositions de panneaux portants en métal, qui peuvent être assemblés, en créant des positions de travail individuelles ou multiples. Le pied du bureau se compose de profilé d'acier (montant) avec des éléments en tôle impressionnée très épaisse (pied et console pour soutenir le plateau); l'hauteur peut varier de 680 à 760 mm.; on peut la régler en dévissant le levier spécial, sans utiliser d'outils, même si le bureau est déjà assemblé, en suivant les indications de l'échelle graduée du montant. Le pied est doté de petits pieds de mise à niveau. Les poutres porte-câbles sont de tôle d'acier moulurée, en deux longueurs de base pour couvrir toutes les mesures du bureau; une poutre spéciale est destinée aux plans de travail moulurés avec de coins différents et une poutre est conçue pour les plateaux allongeables. Elles permettent le passage et le logement des câbles électriques et de l'ordinateur. Le vernissage des structures métalliques est à poudre d'époxy polyester.





Scrivania direzionale con allungo e cassetiera portante e piano terminale round, piani sono in melaminico nella essenza wengè e le strutture sono verniciate color antracite. \_Directional desk with extension, bearing pedestal and terminal round top. Tops are in wengè melamine and structures are painted in anthracite color. \_Le bureau directionnel avec retour, caisson porteur et plateau terminal circulaire. Les plateaux sont en mélaminé wengé et les structures sont vernies en anthracite.





Particolare dell'incastro tra la scrivania e il piano terminale round.\_  
Detail of joint between desk and terminal round top.\_Particulaire de  
l'encastrement entre le bureau et le plateau terminal.





**Modesty pannel in melaminico nella essenza vengè sp.18 mm; particolari del porta pc portante color antracite.**\_Modesty panel in melamine, in wenghé finishing, 18 mm. thick. Details of the Cpu bearing holder in antracite.\_Voile de fond en mélaminé vengé, 18 d'épaisseur, particuliers de la porte UC en anthracite.







**Cassettiera a quattro cassetti con serratura, frontali in melaminico nella essenza vengè e struttura metallica color antracite.** \_Pedestal with 4 drawers and lock. Melamine frontal panels in wenghe finishing, and structure painted in anthracite. \_Caisson avec 4 tiroirs et serrure, frontaux en mélaminé vengé et structure métallique en couleur anthracite.





**GAMBA PANNELLATA**

La gamba pennellata è costituita da un sandwich di lamiera di acciaio con rinforzi all'interno, grazie alla sua forma particolare è possibile aggregarla creando soluzione interessanti per l'arredo dell'ufficio. I pannelli sono dotati di piedini livellatori e predisposti per l'elevazione in altezza.

PANEL LEG: The panel leg is composed by 2 steel sheets reinforced from the inside. It is possible to create interesting solution for office space. The panel legs are provided with levelling feet for adjustable heght.\_\_\_\_\_  
PIED PANNEAU: le pied panneau est composé par 2 panneaux en tôle d'acier renforcé par l'interne. Il est possible créer solutions intéressants pour l'espaces de bureaux. Les panneaux sont dotés de pieds niveleur.





Posto di lavoro contrapposto con allungo e pannelli portanti in metallo; piani di lavoro in melaminico nella essenza noce canaletto e le strutture in acciaio verniciate color bianco. \_Workstation back to back with extension and bearing metal panels. Worktops are in walnut melamine finishing and steel structure is painted in white color. \_Poste de travail face à face avec retour et panneaux porteurs en métal, plan de travail en mélaminé noyer, et structure vernie blanc.





Particolare dei contenitori portadox e della gamba portante in lamiera di acciaio verniciati color bianco; interessante è la combinazione cromatica con l'inserimento del frontal delle scrivanie in melaminico color bianco.\_Detail of file holder and bearing leg in steel sheet painted in white color. It is interesting the cromatic combination, inserting frontals of the desk in melamine in white color.\_Particulier des classeurs porte dossiers et du pied porteur en tôle d'acier vernie en blanc, intéressant est la combinaison chromatique avec l'insertion des frontaux des bureaux en mélaminé blanc.



Particolare del sistema Gamba pennellata composto dal pannello gamba, dal carter, dalle mensole e dal modulo tecnico .\_Detail of panel leg composed by panel, carter, shelves and technical module. \_Particulier du pied panneau, composé par panneau, carter, tablettes et module technique.







#### ACCESSORI

La serie VELA è dotata di un vasto numero di ACCESSORI che possono essere utilizzati in svariati modi:

- carter gamba scrivania, dalla forma originale in lamiera di acciaio sagomata - modesty panel per scrivania in lamiera di acciaio sagomata e in melaminico.
- contenitori portadox per pannelli portanti in lamiera di acciaio sagomata - modesty e frontal panel per pannelli portanti, dotati di una struttura di lamiera di acciaio mensole reception per pannelli portanti, con top in melaminico struttura dei pannello in lamiera di acciaio e pannello di finitura in metallo, melaminico o tessuto.

ACCESSORIES: offers a great variety in useful accessories: covering strip for desk leg; covering strip for cylindrical leg; modesty panel for desk; hanging units for bearing panels; modesty and frontal panels for bearing panels; reception ledge for bearing panels; video ledge for bearing panels; visitors ledge for bearing panels; reception ledge for desk; frontal panel for desk; elephone ledge for bearing panels; CPU holders with castors (or bearing holders); accessories holder bar.\_ACCESSOIRES: La série VELA est douée de nombreux qui peuvent être utilisés en manières différentes: carter du pied du bureau, en tôle d'acier moulurée; il a une forme originale et permet le logement et le passage des câbles électriques; Carter pied cylindrique, pour contenir les câbles électriques et donner une touche esthétique au lieu de travail; il est en tôle d'acier moulurée; Voile de fond pour bureau, en tôle d'acier moulurée; Récipients porte-fichier "dox" pour panneaux portants, en tôle d'acier moulurée; ils sont indiqués pour archiver le fichier de commerce de dimensions standard; Panneaux frontal et voile de fond pour panneaux portants, doués d'une structure en tôle d'acier moulurée, Peuvent avoir une finition avec des panneaux en métal. Mélamine ou tissu; Barre porte-accessoires, en tôle d'acier moulurée, peut être accrochée aux panneaux frontaux ou aux panneaux réception; elle est indiquée pour soutenir les accessoires qu'on utilise fréquemment dans un bureau, comme les porte-plume, les récipients pour les articles de bureau, le bac à feuilles individuel ou multiple, les portes fichiers.





Composizione contrapposta con divisorio, piani di lavoro a 135° e piano terminale a chiusura; le scrivanie sono in melaminico color bianco e le strutture verniciate color bianco. Composition back to back with dividing panel, 135° worktops and terminal top. Desks are in white melamine and structures are painted in white color. Composition face à face, avec division, plan de travail à 135° et plateau terminal, les bureaux sont en mélaminé couleur blanc et les structures sont vernies blanc.





**Particolare della mensola in melaminico color bianco e del morsetto di attacco al piano di lavoro verniciati in color bianco.**  
 \_Detail of the shelf in white melamine and junction clamp of worktop in white color.  
 \_Particulier de la tablette en mélaminé blanc et de la borne de jonction du plateau verni blanc.





Piano di lavoro terminale in melaminico color bianco, caratteristica è la forma a rettangolo smussato; particolare della gamba cilindrica del sostegno del piano verniciata color bianco.\_Terminal worktop in white melamine, detail of cylindrical leg.\_Plateau terminal de travail en mélaminé blanc, particulier du pied cylindrique et du support du plateau verni blanc.





**PIANI**

I piani di lavoro sono in melaminico sp. 18 mm. con bordo perimetrale in ABS, nelle essenze di Pero, Wengè, Noce Canaletto, Faggio e nei colori di Grigio e Bianco. Interessanti sono anche i piani in cristallo colorato con lo spessore (12 mm) vincolati alla struttura mediante apposite bussole incollate ai piani. I piani possono essere affiancati gli uni agli altri e abbinati ad una serie completa di contenitori di diverse altezze e dimensioni.

TOPS: The system is completed by a great variety of WORKTOPS made in melamine thick 28 mm. with a 2 mm. edge in the same colour of the melamine. The worktops with rounded corners (ray 45 mm.) do correspond to the modern wished and demands for ergonomically workplace. The chipboard corresponds to the standard E1. The metal parts are painted with epoxy polyester powders. \_PLANS: le système se complète par une vaste gamme de PLANS DE Travail de mélamine, épaisseur 28 mm., au bord périmétral en ABS, épais. 2 mm.; les coins débordants sont arrondis avec un rayon de 45 mm., pour répondre aux qualités requises contre les accidents dans les milieux de travail modernes. Les panneaux en bois aggloméré utilisés rentrent dans la classe E1.



Composizione contrapposte con divisori, piani di lavoro a 120° e piani terminali a chiusura; i piani sono in melaminico color grigio e le divisorie sono in melaminico color antracite, le strutture sono verniciate in color antracite.\_Composition back to back, with dividing panel, 120° worktop and terminal top, tops are in grey melamine and dividing panels are in anthracite melamine. Structures are painted in anthracite color.\_Composition face à face, avec divisions, plan de travaux à 120° et plateau terminal, les plateaux sont mélaminé couleur gris et les divisions sont en mélaminé couleur anthracite, les structures sont vernies en anthracite.





**Accattivante è la combinazione cromatica dei piani color grigio e dei divisori color antracite.** \_Nice chromatic detail of the grey melamine top and dividing anthracite panel combination. \_Le particulier chromatique de la combinaison des plateaux en gris et les divisions en anthracite, est intéressant.







Particolare del porta PC portante in lamiera di acciaio color antracite.\_Detail of Pcu bearing holder in antracite metal sheet.\_Particulier de la porte UC porteur en tôle d'acier couleur anthracite.





STRUTTURE /FINITURE





Esterno gamba in posizione H. 680 mm.  
External leg at H. 680  
Pied externe H. 680



Esterno gamba in posizione H. 760 mm.  
Leg H. 760  
Pied H. 760



Interno gamba Vela H. 680 mm.  
Leg H. 680  
Pied H. 680



Interno gamba in posizione H. 760 mm.  
Leg H. 760  
Pied H. 760



Trave scrivania L. 80-100-120 cm. - L. 140-160-180-200 cm.  
Beam desk L. 80-100-120 cm. - L. 140-160-180-200 cm.  
Poutre bureau L. 80-100-120 cm. - L. 140-160-180-200 cm.



Trave allungo scrivania L. 80-100-120 cm.  
Beam return L. 80-100-120 cm.  
Poutre retour L. 80-100-120 cm.



Gamba cilindrica con e senza Carter.  
Cylindrical leg with and without carter.  
Pied cylindrique avec et sans carter.



Gamba con e senza e Carter.  
Leg with and without carter.  
Pied avec et sans carter.



Scrivanina rettangolare L. 80-100-120-140-160-180-200/80 cm.  
Rectangular desk L. 80-100-120-140-160-180-200 cm.  
Bureau rectangulaire L. 80-100-120-140-160-180-200 cm.



Scrivanina sagomata L. 160-180-200/80-120 cm.  
Shaped top desk L. 160-180-200/80-120 cm.  
Bureau rectangulaire L. 160-180-200/80-120 cm.



Tavolo riunioni tondo Ø 120 cm.  
Meeting table Ø 120 cm.  
Table de réunion Ø 120 cm.




Tavolo riunioni ovale L. 200-250 /100 cm.  
Oval Meeting table L. 200-250/100 cm.  
Table de réunion ovale L. 200-250/100 cm.




# finiture finishes

**bianco T01**  
white




**panna T03**  
cream




**acero T26**  
maple



**noce canaletto T40**  
walnut




**grigio T02**  
gray



**faggio T07**  
beech



**pero T19**  
pear





**wengè T33**  
wengè




# strutture structures

**antracite V05**  
anthracite

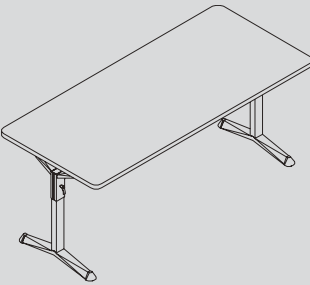


**argento V21**  
silver

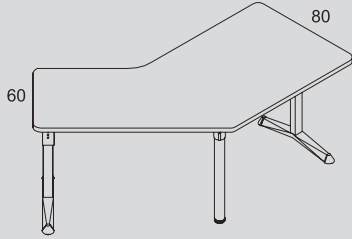


**bianco VV01**  
white

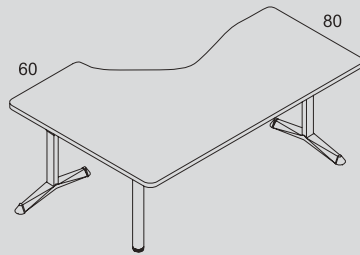
# informazioni tecniche



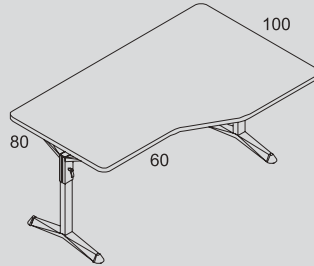
SCRIVANIA  
L. 80/100/120/140/160/180/200 - P. 80 - H. 68/76



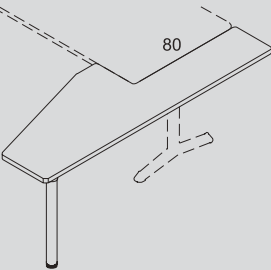
SCRIVANIA 135° (dx/sx)  
L. 185 - P. 120 - H. 68/76



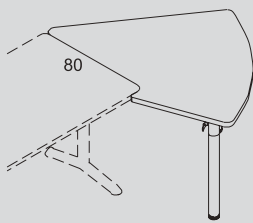
SCRIVANIA SAGOMATA (gamba cilindrica)  
L. 160/180/200 - P. 120 - H. 68/76



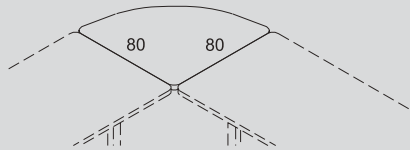
ISOLA DI LAVORO (dx/sx)  
L. 160 - P. 100 - H. 68/76



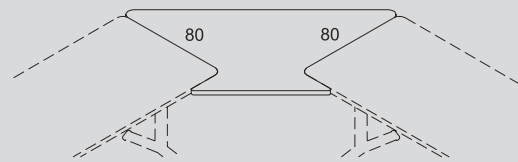
ALLUNGO SCRIVANIA  
(gamba cilindrica) (dx/sx)  
L. 180 - P. 60 - H. 68/76



PIANO ROUND TERMINALE  
(2 gambe cilindriche) (dx/sx)  
L. 140 - P. 122 - H. 68/76

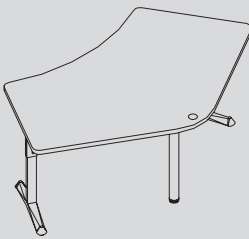


RACCORDO 2 VIE 90°  
CON SUPPORTI  
L. 80 - P. 80 - H. 68/76

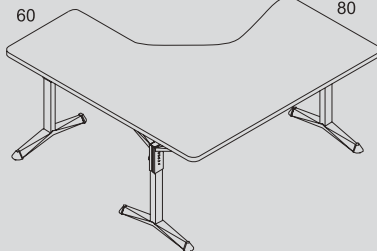


RACCORDO 2 VIE 90°  
INFORMATICO CON SUPPORTI  
L. 155 - P. 80 - H. 68/76

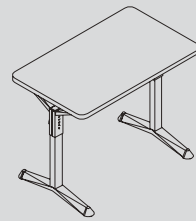
# technical info



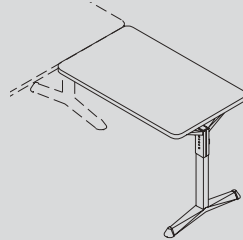
POSTO INFORMATICO 120°  
L. 200 - P. 121 - H. 68/76



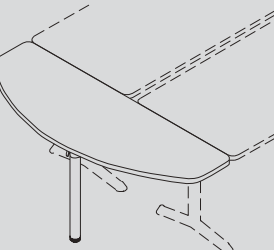
SCRIVANIA SAGOMATA (gambe scrivania) dx/sx  
L. 160 - P. 160 - H. 68/76



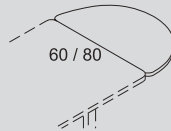
DATTILO  
L. 80/100/120 - P. 60 - H. 68/76



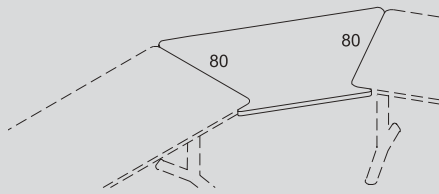
ALLUNGO SCRIVANIA  
(gamba scrivania)  
L. 80/100/120 - P. 60 - H. 68/76



PIANO TERMINALE  
(gamba cilindrica)  
L. 127/167 - P. 60 - H. 68/76



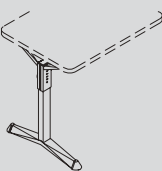
PIANO TERMINALE  
CON SUPPORTI  
L. 45 - P. 60/80 - H. 68/76



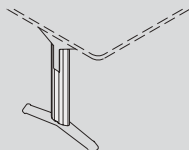
RACCORDO 2 VIE 60°  
INFORMATICO CON SUPPORTI  
L. 135 - P. 80 - H. 68/76



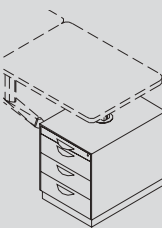
# informazioni tecniche



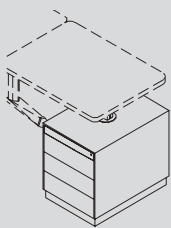
GAMBA SCRIVANIA  
L. 60 - P. 7 - H. 68/76



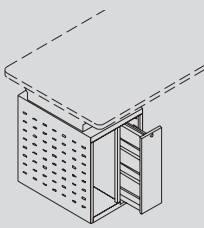
CARTER GAMBA SCRIVANIA  
L. 14 - P. 6



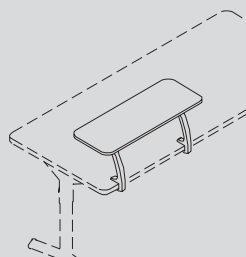
CASSETTIERA PORTANTE RAGGIATA  
L. 42 - P. 53 - H. 68/76



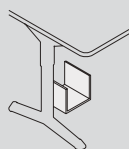
CASSETTIERA PORTANTE  
L. 42 - P. 53 - H. 68/76



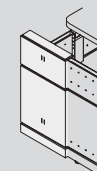
PORTA CD PORTANTE  
L. 42 - P. 60 - H. 72/76



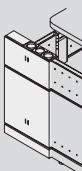
MENSOLA RECEPTION  
CON SUPPORTI  
L. 80/100/120/130/140/160/180/200 - P. 31 - H. 29



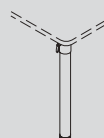
PORTA CD AD AGGANCIO  
PER GAMBA SCRIVANA SENZA CARTER  
L. 20/27 - P. 23 - H. 17



ELEMENTO TECNICO BASE  
L. 31 - P. 6 - H. 58



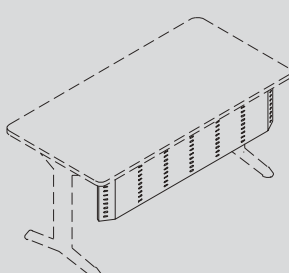
ELEMENTO TECNICO ELETTRIFICATO  
CON 3 PRESE “SCHUKO”  
L. 31 - P. 6 - H. 58



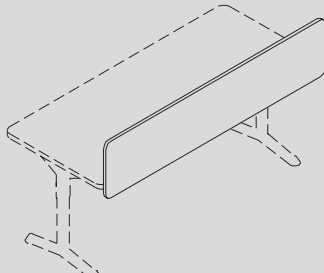
GAMBA CILINDRICA  
Ø 16 - H. 68/76



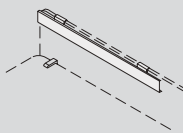
CARTER GAMBA CILINDRICA  
Ø 16 - H. 68/76



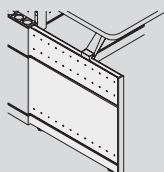
MODESTY PANEL CON SUPPORTI SCRIVANIA  
L. 80/100/120/130/140/160/180/200 - P. 3 - H. 30



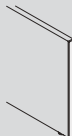
FRONTAL PANEL SCRIVANIA IN MELAMINICO (con supporti)  
L. 80/100/120/130/140/160/180/200 - P. 2 - H.40



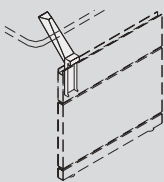
BARRA PORTA ACCESSORI  
L. 80/100/120



PANNELLO PORTANTE  
L. 60/80/100/120 - P. 3 - H. 58

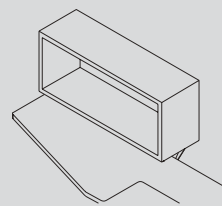


COPERTURA TERMINALE  
CON PANNELLO PORTANTE  
L. 1 - P. 3 - H. 58

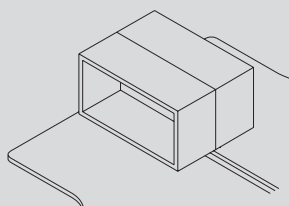


STAFFA DI SOSTEGNO PIANI  
PER PANNELLO PORTANTE  
L. 12/24 - P. 6 - H. 29

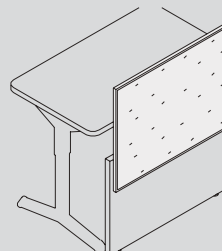
# informazioni tecniche



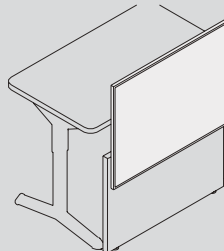
CONTENITORE PORTA DOX  
CON MENSOLE  
L. 80/100/120 - P. 31 - H. 42



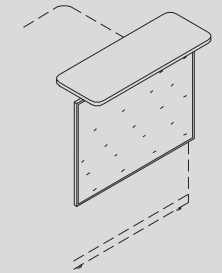
CONTENITORE PORTA DOX DOPPIO  
CON MENSOLE  
L. 80/100/120 - P. 62 - H. 42



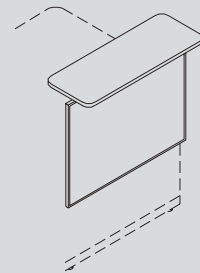
FRONTAL PANEL  
IN METALLO CON SUPPORTI  
L. 60/80/100/120 - P. 2 - H. 62



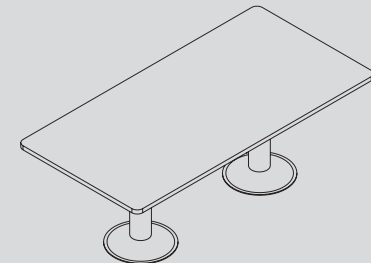
FRONTAL PANEL IN METALLO  
E TESSUTO CON SUPPORTI  
L. 60/80/100/120 - P. 2 - H. 62



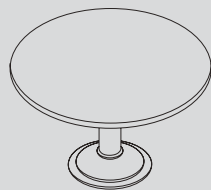
FRONTAL PANEL CON MENSOLA RECEPTION  
IN METALLO CON SUPPORTI  
L. 80/100/120 - P. 31 - H. 67



FRONTAL PANEL CON MENSOLA RECEPTION  
IN METALLO E TESSUTO CON SUPPORTI  
L. 80/100/120 - P. 31 - H. 67

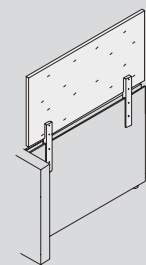


TAVOLO RIUNIONE RETTANGOLARE  
L. 200 - P. 100 - H. 73

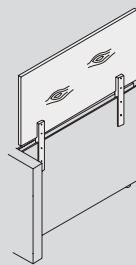


TAVOLO RIUNIONE CIRCOLARE  
Ø 120 - H. 73

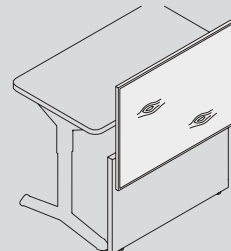
# technical info



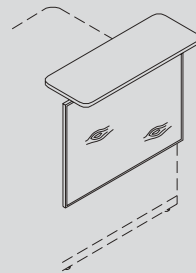
FRONTAL PANEL INTERMEDIO  
IN METALLO CON SUPPORTI  
L. 60/80/100/120 - P. 2 - H. 42



FRONTAL PANEL INTERMEDIO  
IN MELAMINICO CON SUPPORTI  
L. 60/80/100/120 - P. 2 - H. 42



FRONTAL PANEL IN METALLO  
E MELAMINICO CON SUPPORTI  
L. 60/80/100/120 - P. 2 - H. 62



FRONTAL PANEL CON MENSOLA RECEPTION  
IN METALLO E MELAMINICO CON SUPPORTI  
L. 80/100/120 - P. 31 - H. 67





# thanks to

Concept\_Imagodesign TV

Photo\_Intrapress Fotografiche FE

Colours Separation\_New Comer VR

Print\_Grafiche Gemma

Assessment\_Spazioarte RD